




The **low-literacy piece**
Be Fire-Safe in the Kitchen
was developed to be used by both adults and children.

It uses many illustrations and easy-to-read language safety messages
to prevent the most common kitchen fires.



Be Fire-Safe in the Kitchen

Stay in the kitchen when frying food or cooking with oil or grease.




NO




YES

Never cook when you are tired.



NO



YES

To put out a pan fire, slide a lid over the pan.
Turn off the stove and let the pan cool.



NO



YES

A Recipe for **Keeping Your Community Cooking Safely**

NFPA • 1 Batterymarch Park, Quincy, MA 02169 • www.nfpa.org



Be Fire-Safe in the Kitchen

If you have a fire and it does not go out, get out of the home and call the fire department.




NO




YES

Keep things that can burn away from the stove.




NO




YES

Keep kids at least three feet from the stove.



NO



YES

A Recipe for **Keeping Your Community Cooking Safely**

NFPA • 1 Batterymarch Park, Quincy, MA 02169 • www.nfpa.org